



7300w² Monitor

Monitor for the WaterWatch² Range


PRODUCT DATASHEET

KEY FEATURES

- Multisensor
- Multiparameter
- Graphic Display with Trending
- PID Control
- 4-20mA and Relay Outputs
- Profibus DP Communications
- 90-264 VAC or 9-36 VDC Power Supply
- Full Dosing Control
- Triple Validation

COMPATIBLE SENSORS

- TurbiTech² LA
- TurbiTech² LS
- TurbiTech² HR
- TurbiTech² LR
- SoliTech² ST
- SoliTech² IR
- SoliTech² IL
- OilTech² FLT
- OxyTech² OPT
- OxyTech² GAL
- WaterTech² PHEVT
- WaterTech² pH800
- WaterTech² Redox8000
- WaterTech² C4E
- ColTech²




The 7300w² Monitor is the core to the WaterWatch² product range, the monitor is designed to interface with all the sensors in the WaterWatch² range. The starting specification provides all the connections required for 1 or 2 sensors and systems can be expanded by the use of expansion boxes to include multiple sensors. The maximum number of sensors will be limited by the practicalities of most sites. We anticipate 8 being a sensible maximum although many more can be accommodated.

Combining sensors provides a very cost effective way of simultaneously monitoring parameters such as Dissolved Oxygen and Suspended Solids in an Activated Sludge Plant, or pH and Turbidity at a treatment works outfall where the sensors can be located close together.

Installations can be expanded in the future if extra measurement points or parameters are required, the monitor will not need to be replaced simply add the extra hardware and re-configure the settings.

The advanced serial communication between the monitor and sensors mean the calibration and configuration data can be preserved if either part is replaced and can be copied from sensor to sensor further reducing the time required for configuration and for maintenance. The user interface on the monitor is highly intuitive, making setup and operation straightforward to carry out. This saves time and avoids the need for specialist training, most commands are self explanatory and intuitive.



Call us on 01726 879800 www.partech.co.uk





7300w² Monitor

Monitor for the WaterWatch² Range

PRODUCT DATASHEET

The 7300w² Monitor has been designed to make our customers lives easy. The graphical display has been chosen to provide the best possible contrast, even in bright sunlight. In normal operating mode the display gives a large digit display of the measured parameter(s), the user can also select a trend display giving an indication of site performance over the last week.

The setup and maintenance menus can be accessed by pressing the menu key and following the on-screen instructions. The membrane keypad has large 20 mm keys that have a positive action allowing use of the monitor whilst wearing gloves. The use of a touch sensitive display was considered, however this idea was rejected as feedback from our customers indicated that such displays are unreliable in outdoor, arduous applications.

We offer a range of standard installation options, ranging from a simple handrail bracket, to a package including an outer enclosure, isolator and handrail mounting struts. In addition we offer a bespoke design service to ensure that our monitoring system meets the exact requirements of your site. As with all our products we can supply these options as just the hardware or provide installation and commissioning services that fully guarantee a trouble free installation.



WaterWatch² Range

The WaterWatch² range has been developed to provide a complete solution to monitoring applications in water, wastewater, industrial effluent and surface water environments. The range will continually evolve to cover more and more parameters and to include a wide variety of control and interfacing options. The basic model will cover most of the requirements and can be upgraded to include advanced or new features if necessary.

Where a new feature or option is required our team of highly experienced engineers will review the requirements and provide a cost effective solution to meet your needs.




Call us on 01726 879800 www.partech.co.uk



7300w² Monitor

Monitor for the WaterWatch² Range

PRODUCT DATASHEET



partech 



7300w² Monitor

Monitor for the WaterWatch² Range

PRODUCT SPECIFICATION

Physical

Dimensions	213 x 185 x 95 mm (HxWxD)
Weight	1.4 kg
Protection Class	IP65
Enclosure Material	Polycarbonate (PC)
Cable Entries	1 x M20, 4 x M16, 1 x M12
Cable Size	Core Size 2.5mm ²

Environmental Data

Operating Temperature	-20 to 70°C, 0 to 95% Relative Humidity, Non-Condensing
Storage Temperature	
Location	Indoor/Outdoor

Electrical

Power Supply	100 to 240 VAC, 50/60 Hz or 10-30 VDC
Power Rating	30W - If more than 2 sensors are to be used, then an external higher rated power supply may be necessary

Outputs/Interfaces

Analogue Outputs	0/4-20 mA, max load 750 ohms
Relays	3 (reduced to 1 relay for Profibus version)
Relay Type	SPCO
Relay Rating	Max 2A @30VDC/230VAC

Digital Communications

Profibus DP, alternative protocols available on request

Auxiliary Connections

Configurable for Remote Input, Device Power

Sensor Interface

Digital Communications
ModTechw² – Rs485

User interface

Display
Graphic LCD, Black on White, Transreflective
Viewing Area
78 x 59 mm
Backlight
On/Off/On after keypress with user adjustable contrast
Membrane Keypad
6 Key, pillow embossed, 20 mm diameter

Mounting

Handrail mounting plate
See document 223974DS for mounting options

Order Codes

Part No	Description
223160	7300w ² Monitor (90-264VAC, 2 x 0/4-20mA Output, 3 x Relay Outputs)
223161	7300w ² Monitor (9-30VDC, 2 x 0/4-20mA Output, 3 x Relay Outputs)
223162	7300w ² Monitor (90-264VAC, Profibus DPV1, 1 Relay Output)
223163	7300w ² Monitor (9-30VDC, Profibus DPV1, 1 Relay Output)

Publication No: I32237DS-Iss06

The company reserves the right to alter the specification without prior notice. E&OE

Call us on 01726 879800 www.partech.co.uk

