



WaterWatch² Expansion Box

PN 224939: 4 Sensor Inputs and 4 Analogue/Relay Outputs

PRODUCT DATASHEET

COMPATIBLE MONITOR

7300w² Monitor

COMPATIBLE SENSORS

TurbiTech^{w2} LA
TurbiTech^{w2} LS
TurbiTech^{w2} LR
TurbiTech^{w2} HR
OxyTech^{w2} GAL
OxyTech^{w2} OPT
WaterTech^{w2} PHEVT
WaterTech^{w2} C4E
WaterTech^{w2} pH8000
WaterTech^{w2} Redox8000
OilTech^{w2} FLT
ColTech^{w2}

PARAMETERS


Colour
Conductivity
Oil on Water
pH
Redox
Suspended Solids
Turbidity
Sludge Density



The WaterWatch² range incorporates a wide range of sensors, these sensors can be combined using the 7300w² Monitor to provide cost effective, highly flexible, fully featured monitoring and control solutions. This degree of flexibility means that large number of terminals and outputs need to be accommodated. The 7300w² Monitor allows the connection of 1 or 2 sensors and outputs to suit, a range of expansion boxes are available for larger numbers of sensor and outputs.

This document provides the specification for PN224939 which is designed to allow between 1 and 4 sensors to be combined, this version also provides an additional 4 analogue and 4 relay outputs. This combination is ideal for medium sized systems where the combination of local display and re-transmission of the information via analogue signals is required.

Potential applications include monitoring Dissolved Oxygen on multiple aeration lanes and combining Turbidity and pH in final effluent. Whenever a sensor name includes w² it suitable for use with any other part of the WaterWatch² range, if you have an application please talk to our sales engineers for advice.



Call us on + 44(0)1726 879800 www.partech.co.uk

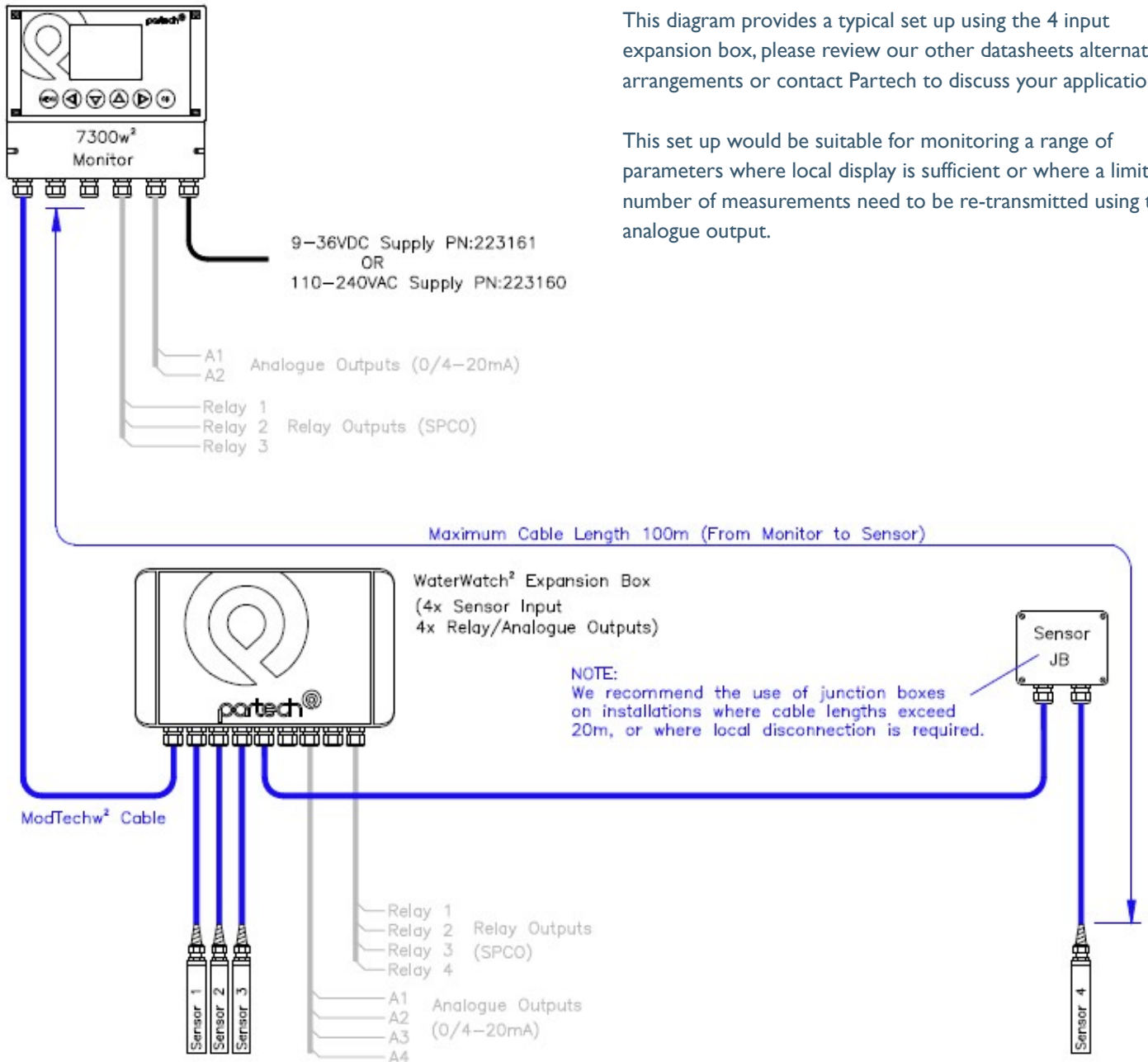




WaterWatch² Expansion Box

PN 224939: 4 Sensor Inputs and 4 Analogue/Relay Outputs

PRODUCT DATASHEET



This diagram provides a typical set up using the 4 input expansion box, please review our other datasheets alternative arrangements or contact Partech to discuss your application.

This set up would be suitable for monitoring a range of parameters where local display is sufficient or where a limited number of measurements need to be re-transmitted using the analogue output.

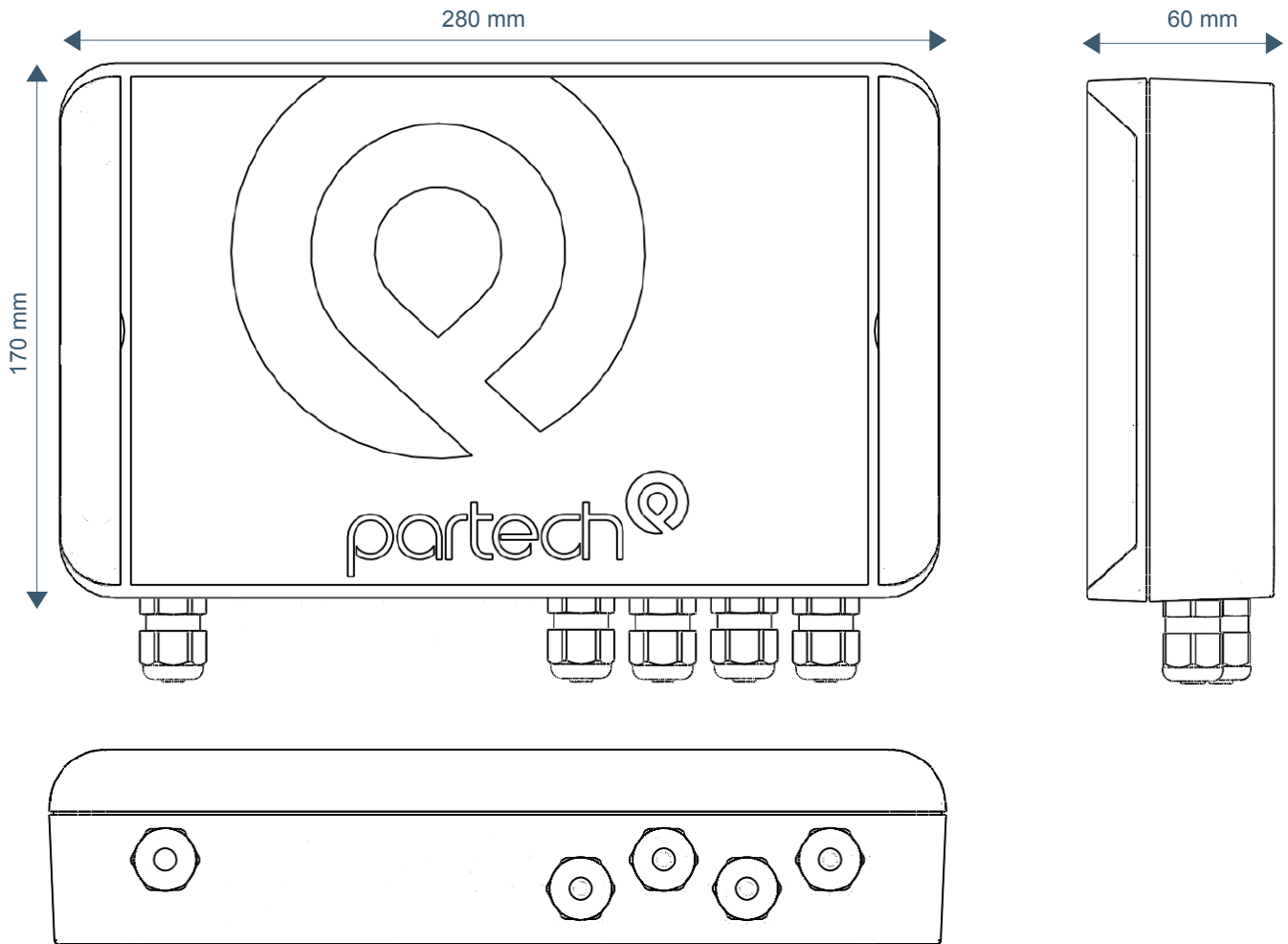
Call us on + 44(0)1726 879800 www.partech.co.uk



WaterWatch² Expansion Box

PN 224939: 4 Sensor Inputs and 4 Analogue/Relay Outputs

PRODUCT DATASHEET



partech 



WaterWatch² Expansion Box

PN 224939: 4 Sensor Inputs and 4 Analogue/Relay Outputs

PRODUCT DATASHEET

Physical

Weight
Dimensions
Enclosure Rating
Enclosure Material

0.95 kg (inc 2 metres of cable)
170 x 280 x 60 mm (HxWxD)
IP65
ABS

Environmental Data

Operating Temperature
Location

-20 to 60°C
Indoor/Outdoor, wall or back of panel mounted

Electrical Information

Cable Type
Cable Length (to monitor)
Cable Length (to sensors)

Connection from the monitor to the expansion box should be made using our ModTechw² cable PN224478
2 metres standard length is provided with the expansion box, please ask if a longer cable is required
A maximum 100 metre cable run from the sensor to the monitor is allowed, this includes the distance from monitor to expansion box. We recommend the use of a junction box for cables runs of in excess of 20 metres from sensor to the expansion box to improve ease of operation and service of the sensor. The cable type is dictated by the sensor.

Glands
Power Supply

5 x M16x1.5, 4.5 to 10 mm cable
12VDC

The expansion box and all connected sensors are powered by the 7300w² Monitor via the RS485 connection. The ability to add supplementary power for future applications has been provided, details will be provided if this is required.

Interface Type and Capacity

Type
Monitor
Sensor

ModTechw² RS485
7300w² Monitor
upto to 4 WaterWatch² Sensors

Outputs
Analogue

4 x 0/4 to 20 mA, maximum load 750 Ω
Please note there are also 2 x 0/4 to 20 mA outputs available directly from the 7300w² Monitor
4 x SPCO Relays, 5A @ 24VDC
Please note there are also 3 x SPCO relays available directly from the 7300w² Monitor

Relays

Order Codes

Part No	Description
224939	WaterWatch ² Expansion Box (3 to 4 Sensor Input, 4 x 4-20mA and 4 x Relay Outputs)

Publication No: 224939DS-Iss01
The company reserves the right to alter the specification without prior notice. E&OE

Call us on +44 (0)1726 879800 www.partech.co.uk

