



810 Transmitter

Mains Powered Dissolved Oxygen Measurement

PRODUCT DATASHEET

APPLICATIONS

Aeration Control
River Monitoring
Filter Bed Health Check

MEASUREMENT PRINCIPLE

Galvanic Cell
Self Polarizing
Self Temperature Compensating

FEATURES

Self Cleaning Installation System
No routine refurbishment
Simple, effective calibration
Fouling Tolerant
Not effected by ambient light

BENEFITS

Long term reliability
Efficient Blower Control
Reduced Energy Costs




The 810 Transmitter has been designed to provide accurate, highly reliable measurements in difficult highly fouling applications. The specifically designed sensor utilises a rugged, 100 micron membrane, in combination with a unique electrolyte to provide excellent long term stability, without the need for sensor replenishment or replacement.

The result is amazing - the 810 is so stable that it can measure accurately for years with practically no attention. Service intervals of five years have been reported! Maintenance is as simple as wiping the membrane clean and checking the calibration from time to time. If it should ever be necessary to replace the membrane, this can be done quickly, easily and at very little cost.

When combined with the EasyCal calibration is carried out in 2 minutes with the probe in water. As the sensor does not need to acclimatise in air, errors do not occur by hurried calibrations. As with all aspects of the 810 Transmitter the calibration routine is extremely simple and involves no tables or complicated software features.

To make installation as easy as possible and to help achieve the best possible results we recommend using the Pioneer Probe holder. This places the sensor approximately 300 mm below the surface away from the surface effects of rain, sunshine and fouling. The flexible joint in the mounting shaft allows the sensor to move, providing an anti-fouling and anti-ragging action.



Call us on 01726 879800 www.partech.co.uk

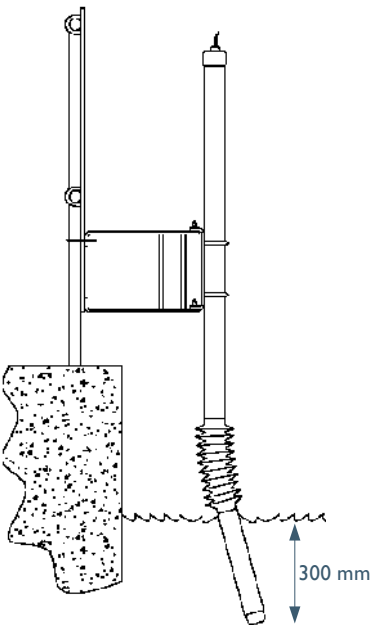





810 Transmitter

Loop Powered Dissolved Oxygen Measurement

PRODUCT DATASHEET



Physical

Weight
Dimensions (hwxwd)
Enclosure Rating
Enclosure Material
Cable Entries
Cable Type
Cable Length

Environmental Data

Operating Temperature
Storage Temperature
Location

Power Supply

Voltage

Analog Output

Number
Type
Max Load Resistance

Measurement Details

Response Time
Accuracy
Resolution
Measurement Principle
Flow Rate
Maximum Range
Minimum Range

Relay Outputs and Set Points

No

User Interface

Display
Setup
Units of Measurement

Software

Remote Programming

Mounting

Type
Probe Mounting

Transmitter

1 kg
121 x 121 x 60 mm
IP67
ABS
2x (cable 5 to 10 mm)
3 Core Polyurethane Coated
10 metres standard

Probe

0.4 kg (inc 5 metres of cable)
58 mm diameter x 56 mm long
IP68
Polyoxymethylene (POM)
Integral Cable Gland

-20 to 60°C
-20 to 60°C
Indoor or Outdoor

0 to 50°C
-20 to 60°C

115 or 230 VAC – please specify when ordering

1
4-20 mA
50 ohms at 15 VDC, 1000 ohms at 35 VDC

90% of End Point in 2 minutes
Better than +/- 2% FSD
Better than +/- 0.5% FSD
Galvanic Cell, Self Polarising
Typically > 10 m/sec
0 – 20 mg/l or 200%Sat
0 – 10 mg/l or 100%Sat

1

3 1/2 Digit
via Dip Switches.
mg/l, ppm, %Sat

No

Transmitter Surface, Probe Dip or Flowcell
Pioneer Probe Holder

Publication No: 220426DS-Iss02
The company reserves the right to alter the specification without prior notice. E&OE

Call us on 01726 879800 www.partech.co.uk

partech

Charlestown St Austell Cornwall UK PL25 3NN T:+44(0)1726 879800 F:+(0)1726 879800 E:info@partech.co.uk www.partech.co.uk