



840 Transmitter

Loop Powered Dissolved Oxygen Measurement

PRODUCT DATASHEET

APPLICATIONS

Aeration Control
River Monitoring
Filter Bed Health Check

MEASUREMENT PRINCIPLE

Galvanic Cell
Self Polarizing
Self Temperature Compensating

FEATURES

Self Cleaning Installation System
No routine refurbishment
Simple, effective calibration
Fouling Tolerant
Not effected by ambient light

BENEFITS

Long term reliability
Efficient Blower Control
Reduced Energy Costs

ALTERNATIVE PRODUCTS

7300w² Monitor
OxyTechw² GAL
OxyTechw² OPT




The 840 Transmitter has been designed to provide accurate, highly reliable measurements in difficult highly fouling applications. The specifically designed sensor utilises a rugged, 100 micron membrane, in combination with a unique electrolyte to provide excellent long term stability, without the need for sensor replenishment or replacement.

The result is amazing - the 840 is so stable that it can measure accurately for years with practically no attention. Service intervals of five years have been reported! Maintenance is as simple as wiping the membrane clean and checking the calibration from time to time. If it should ever be necessary to replace the membrane, this can be done quickly, easily and at very little cost.

When combined with the EasyCal calibration is carried out in 2 minutes with the probe in water. As the sensor does not need to acclimatise in air, errors do not occur by hurried calibrations. As with all aspects of the 840 Transmitter the calibration routine is extremely simple and involves no tables or complicated software features.

To make installation as easy as possible and to help achieve the best possible results we recommend using the Pioneer Probe holder. This places the sensor approximately 300 mm below the surface away from the surface effects of rain, sunshine and fouling. The flexible joint in the mounting shaft allows the sensor to move, providing an anti-fouling and anti-ragging action.



Call us on 01726 879800 www.partech.co.uk

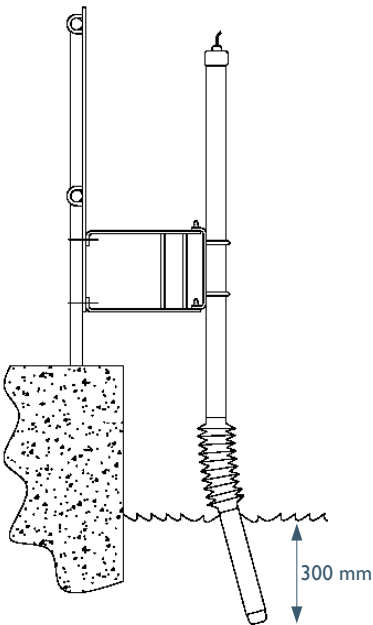
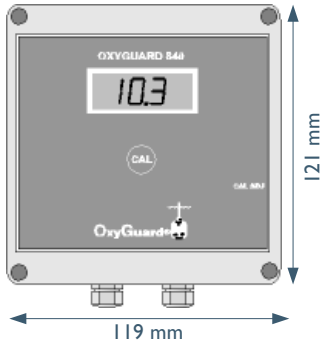




840 Transmitter

Loop Powered Dissolved Oxygen Measurement

PRODUCT DATASHEET



Physical

Dimensions (HxWxD)
Weight
Protection Class
Enclosure Material
Cable Entries
Cable Type
Cable Length

Environmental Data

Operating Temperature
Storage Temperature
Location

Electrical

Power Supply

Analog Output

Number
Type
Max Load Resistance

Measurement Details

Accuracy
Resolution
Measurement Principle
Response Time
Flow Rate
Maximum Range
Minimum Range

Relay Outputs and Set Points

No

User Interface

Display
Setup
Units of Measurement

Mounting

Type
Probe Mounting

Transmitter

121 x 119 x 60 mm
1 kg
IP67
ABS
2x (cable 5 to 10 mm)
3 Core Polyurethane Coated
10 metres standard

Probe

58 mm diameter x 56 mm long
0.4 kg (inc 5 metres of cable)
IP68
Polyoxymethylene (POM)
Integral Cable Gland

-20 to 60°C
-20 to 60°C
Indoor or Outdoor

0 to 50°C
-20 to 60°C

15-35 VDC Loop Power

1
4-20 mA
50 ohms at 15 VDC, 1000 ohms at 35VDC

Better than +/- 2% FSD
Better than +/- 0.5% FSD
Galvanic Cell, Self Polarising
90% of End Point in 2 minutes
Typically > 10 m/sec
0 – 40 mg/l or 400%Sat
0 – 5 mg/l or 50%Sat

0

3 1/2 Digit
via Dip Switches.
mg/l, ppm, %Sat

Transmitter Surface, Probe Dip or Flowcell
Pioneer Probe Holder

Publication No: I84160DS-Iss05
The company reserves the right to alter the specification without prior notice. E&OE

Call us on 01726 879800 www.partech.co.uk

